

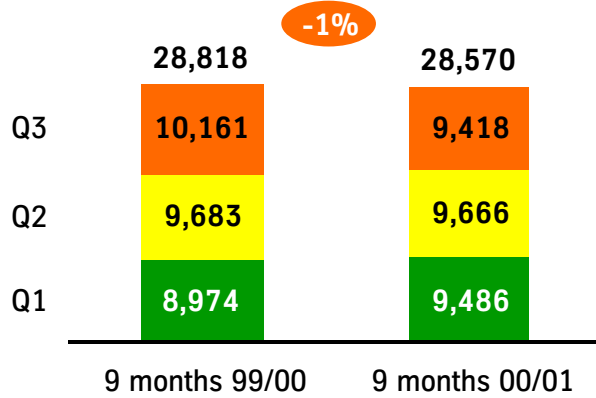
3rd quarter 2000/2001 - Overview/Outlook

- Global economic slowdown increasingly impacted performance in the 3rd quarter
- EBT decreased €34 million to €374 million in the 3rd quarter; excluding disposal gain from Ferteco EBT down to €44 million
- Against March 31, 2001, net financial payables down to €8.3 billion (including sale of Ferteco €0.7 billion), further reduction in net financial payables targeted in 4th quarter 2000/2001
- For the 4th quarter 2000/2001 no improvement in the economic environment is expected; for ThyssenKrupp no major recovery is expected before the spring
- Because of the weak economic conditions, EBT in 2000/2001 will be lower than last time, even including non-recurring effects

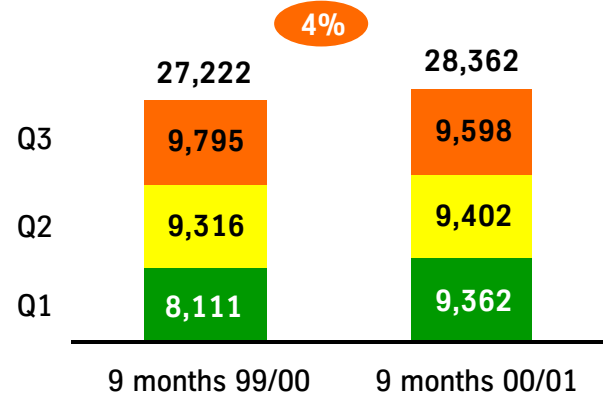


Group

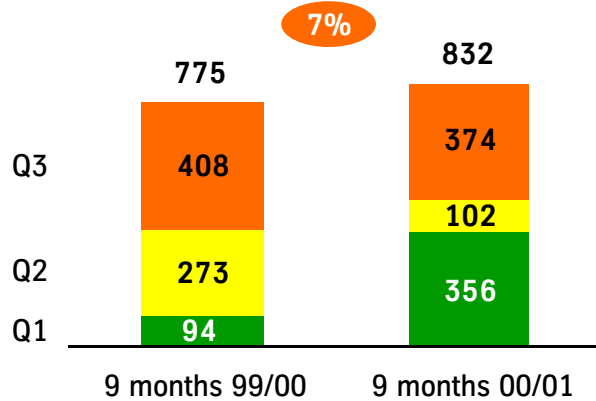
Order intake € m



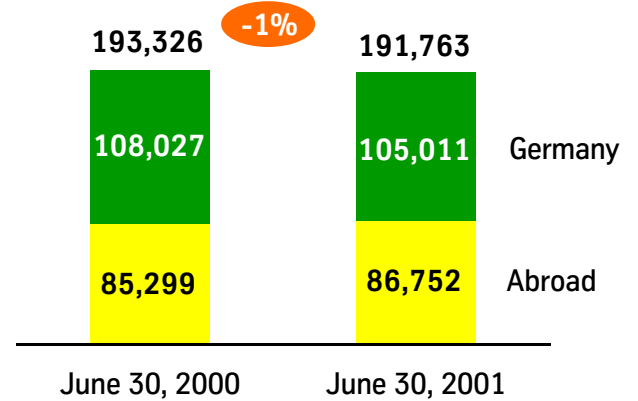
Sales € m



EBT € m

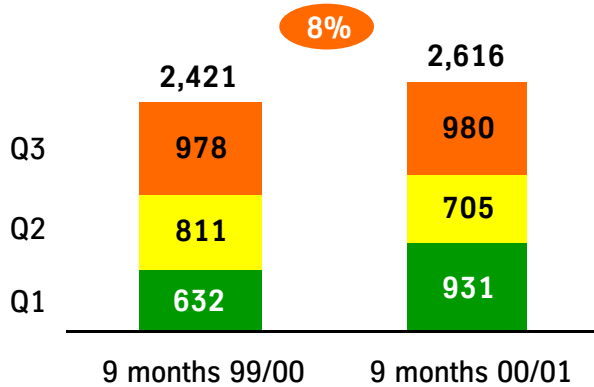


Employees

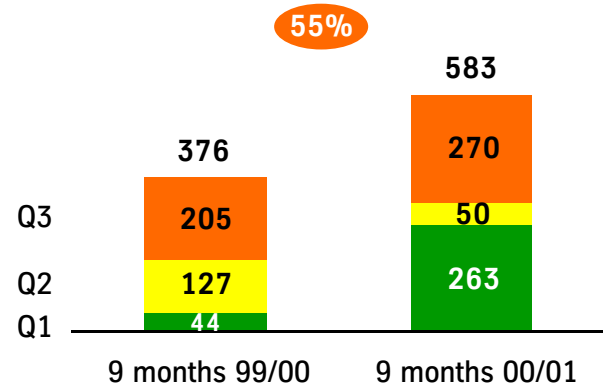


Group

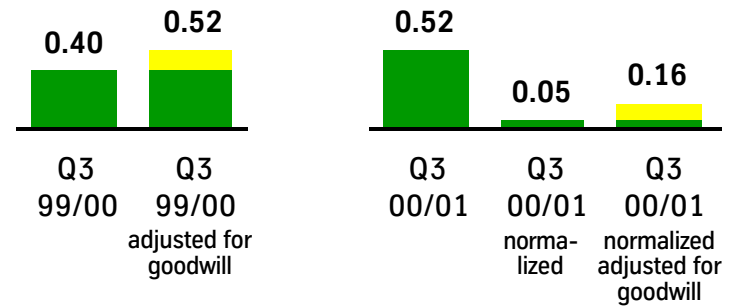
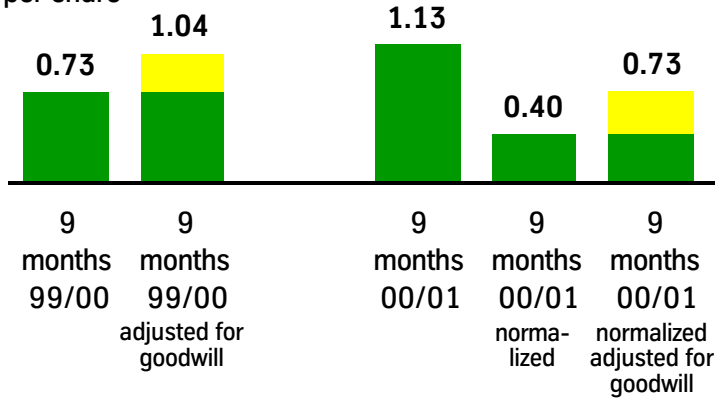
EBITDA € m



Net income € m



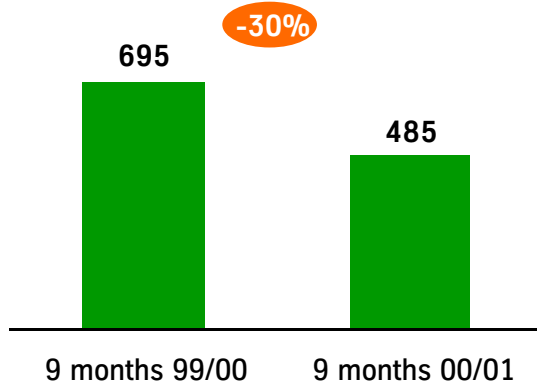
Earnings per share € per share



Group

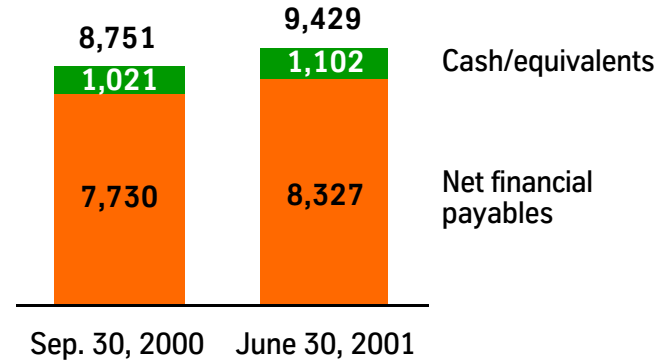
Net cash provided by operating activities

€ m



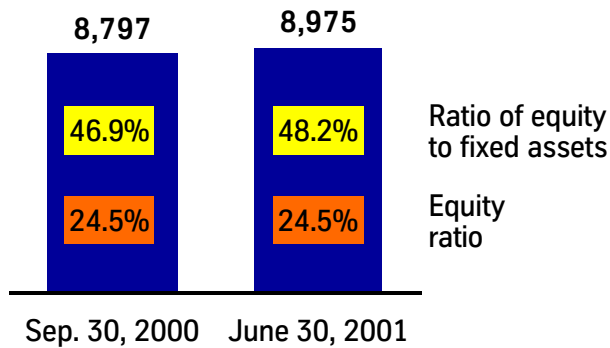
Financial payables

€ m



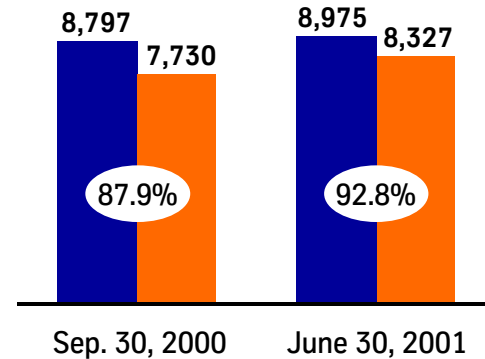
Stockholders' equity

€ m



Gearing

€ m



Overview of quarters 1 - 3 – Group

		1st quarter		2nd quarter		3rd quarter	
		1999/2000	2000/2001	1999/2000	2000/2001	1999/2000	2000/2001
Order intake	€ m	8,974	9,486	9,683	9,666	10,161	9,418
Sales	€ m	8,111	9,362	9,316	9,402	9,795	9,598
EBITDA	€ m	632	931	811	705	978	980
EBT	€ m	94	356	273	102	408	374
Net income	€ m	44	263	127	50	205	270
Earnings per share	€	0.08	0.51	0.25	0.10	0.40	0.52
Earnings per share (normalized)	€	–	0.24	–	–	–	0.05



Key data by segment 3rd quarter 2000/2001

€ m	9 months 2000/2001			3rd quarter 2000/2001		
	Order intake	Sales	EBT	Order intake	Sales	EBT
Steel	9,267	9,630	587	3,033	3,162	333
Automotive	4,847	4,681	107	1,809	1,650	44
Elevator	2,904	2,555	143	999	924	66
Technologies	3,911	4,011	99	1,059	1,417	24
Materials	7,754	7,698	10	2,533	2,548	-28
Serv	1,812	1,799	-16	599	632	1
Real Estate	230	230	46	78	78	9
Corporate	277	277	-134	87	87	-64
Consolidation	-2,432	-2,519	-10	-779	-900	-11
Total	28,570	28,362	832	9,418	9,598	374



Key Data by segment 3rd quarter 2000/2001

€ m	9 months 2000/2001		3rd quarter 2000/2001	
	EBIT	EBITDA	EBIT	EBITDA
Steel	716	1,363	372	585
Automotive	171	418	65	156
Elevator	212	293	85	111
Technologies	101	270	15	69
Materials	89	167	-3	28
Serv	12	132	12	53
Immobilien	60	97	15	30
Corporate	-150	-114	-59	-41
Consolidation	-10	-10	-11	-11
Total	1,201	2,616	491	980



Steel

		9 months		3rd quarter	
		1999/2000	2000/2001	1999/2000	2000/2001
Order intake	€ m	10,241	9,267	3,422	3,033
• Carbon Steel		6,054	5,374	1,931	1,719
• Stainless Steel		3,529	3,316	1,258	1,135
Sales	€ m	9,388	9,630	3,306	3,162
• Carbon Steel		5,663	5,824	1,913	1,895
• Stainless Steel		3,179	3,223	1,198	1,081
EBT	€ m	376	587 ²⁾	225	333 ²⁾
• Carbon Steel		300 ¹⁾	499 ²⁾	132	332 ²⁾
• Stainless Steel		155	25	96	(12)
Employees (June 30)		52,757	51,852	52,757	51,852
• Carbon Steel		35,655	34,140	35,655	34,140
• Stainless Steel		12,082	12,625	12,082	12,625
Crude steel output (mt)		12.8	12.3	4.4	3.8
Shipments (1,000 tpm)					
• TKS cold-rolled		535	475	515	468
• TKS hot-rolled		476	435	475	439
• Stainless total		206	202	200	214
• Stainless cold-rolled		128	122	126	124

¹⁾ incl. compensation payment of €43.3 m

²⁾ incl. disposal gain Ferteco

ThyssenKrupp

