

Agenda

- Overview Fiscal Year 2002/03 and Outlook

Prof. Dr. Ekkehard D. Schulz

Chairman, Executive Board of ThyssenKrupp AG

- Financials, Fiscal Year 2002/03

Dr. A. Stefan Kirsten

Executive Board Member and CFO of ThyssenKrupp AG

- Appendix
-



Agenda

- Overview Fiscal Year 2002/03 and Outlook

Prof. Dr. Ekkehard D. Schulz

Chairman, Executive Board of ThyssenKrupp AG

- Financials, Fiscal Year 2002/03

Dr. A. Stefan Kirsten

Executive Board Member and CFO of ThyssenKrupp AG

-
- Appendix
-



2002/03 – Overview (I)

Despite an adverse environment ThyssenKrupp held up well and achieved significant performance improvements

The adverse factors we had to weather:

- Economic headwind, mainly in key industries
- Strong appreciation of the euro against the US dollar
- Rating downgrade in February 2003
- Forced share repurchase in May 2003



2002/03 – Overview (II)

Despite an adverse environment ThyssenKrupp held up well and achieved significant performance improvements

- Although sales and orders were down (incl. currency effects), we achieved a significant improvement in normalized EBT from €419 million to €734 million
- This signifies the improvement in quality of our earnings: efficiency enhancement program (TK best) continues to make an impact
- Adjusted for a positive tax effect and disposal effects, EPS climbed to €0.89 from €0.48; in line with earnings improvement increased dividend of €0.50 per share will be proposed
- Against September 30, 2002 net financial payables were reduced by €0.5 billion to €4.2 billion; despite the forced share repurchase of €406 million, gearing is significantly below 60%



2002/03 – Overview (III)

Major achievements in the segments

- Price stabilization in Carbon Steel

- Ongoing significant earnings and value contribution from Elevator

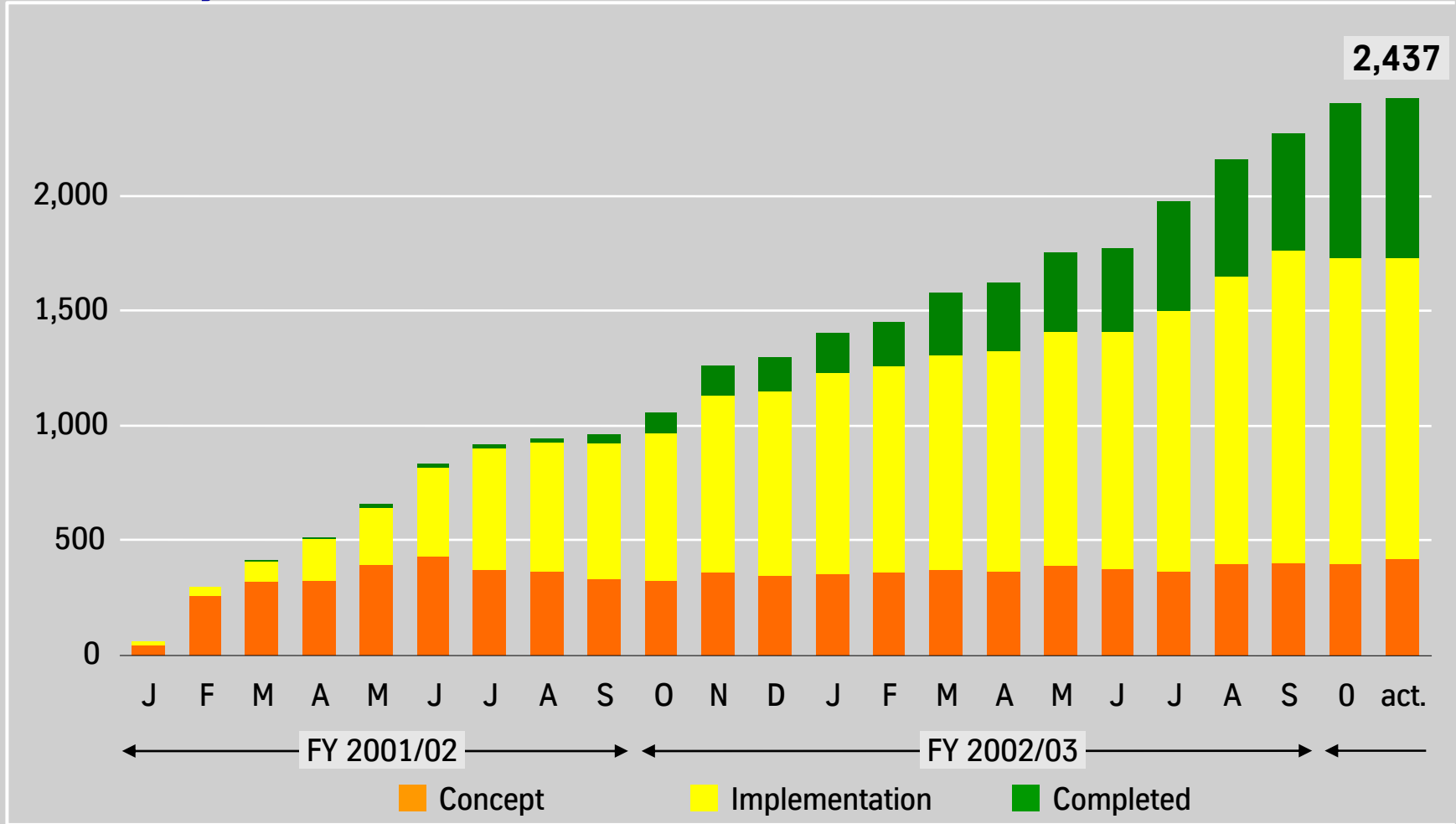
- Positive value contribution from Automotive

- Streamlining of the portfolio at Technologies and Serv (including a €61million loss from sale of Construction Services)

- As of October 1, 2003 the former segments Materials and Serv were combined into the new segment Services to focus materials competency and industrial services



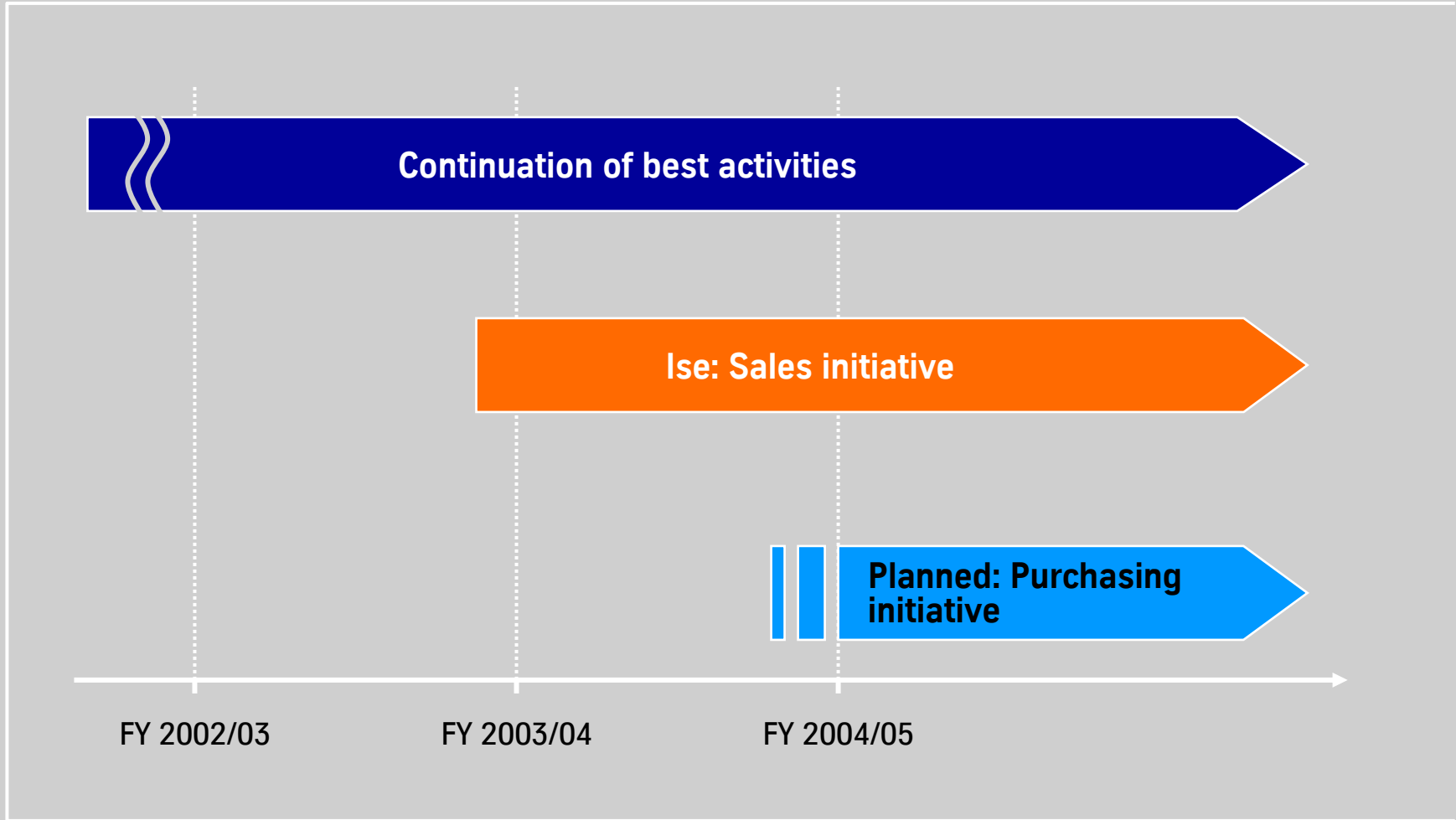
1,300 new best projects launched in fiscal year 2002/03



New impulse: Sales initiative



Systematic methodical development of ThyssenKrupp best



2002/03 – Overview (IV)

Optimization of the portfolio

- Focus on disposal program of over 30 non-strategic or low performing investments; companies with sales of €5 billion still to be divested
 - Since the beginning of fiscal 2002/03 a total sales volume of €1.0 billion have been disposed of and acquisitions with sales of €1.5 billion have been closed
 - We actively continue to pursue our 2002/03 strategy and stick tight to our investment policy
-



30+ Portfolio Optimizations in 2002/03

Corporate

Böhler Thyssen Schweißtechnik (D) **Disposal**

Steel

Galmed (E) **Acquisition**
 Quarto plate activities (D) **Disposal**
 LA.RE. (I) **Disposal**
 TAD (I) **Acquisition**
 Fischer (F) **Closure**
 Bauelemente Dinslaken (D) **Closure**

Automotive

Greening Donald (CAN) **Disposal**
 Sofedit (F) **Acquisition**
 Phillips & Temro (USA) **Disposal**
 Philadelphia Plant (USA) **Closure**
 Kendalville (USA) **Mothballed**
 MB Lenk (D) **Acquisition***

Materials

Ferrosta (CZ) **Acquisition**
 Rodena (DK) **Acquisition**
 Werkzeugstahl (D) **Disposal**
 Verder Kunststoffen (NL) **Acquisition**
 Metal Center Rochester (USA) **Acquisition**
 TW Metals (USA) **Acquisition**

Elevator

Lift Service Lublin (PL) **Acquisition**
 ECE Elevator (India) **Acquisition**
 Mahkota (Malaysia) **Acquisition**
 Ascensores Causi (E) **Acquisition**
 Bongear/Hang Pak (Hong Kong) **Acquisition**
 Britannic Lift Co. (GB) **Acquisition**
 Tepper Aufzüge (D) **Acquisition**
 HABAG (D) **Acquisition**
 Mylau Plant (D) **Closure**
 TK Herouth Ltd. Partnership (ISR) **Acquisition**
 DongYang Elevator (South Korea) **Acquisition***

Technologies

Polymer (D) **Disposal**
 Otto India (India) **Disposal**
 Stahlbau Berlin (D) **Closure**
 Henschel (D) **Disposal**
 Novoferm (D) **Disposal***

Serv

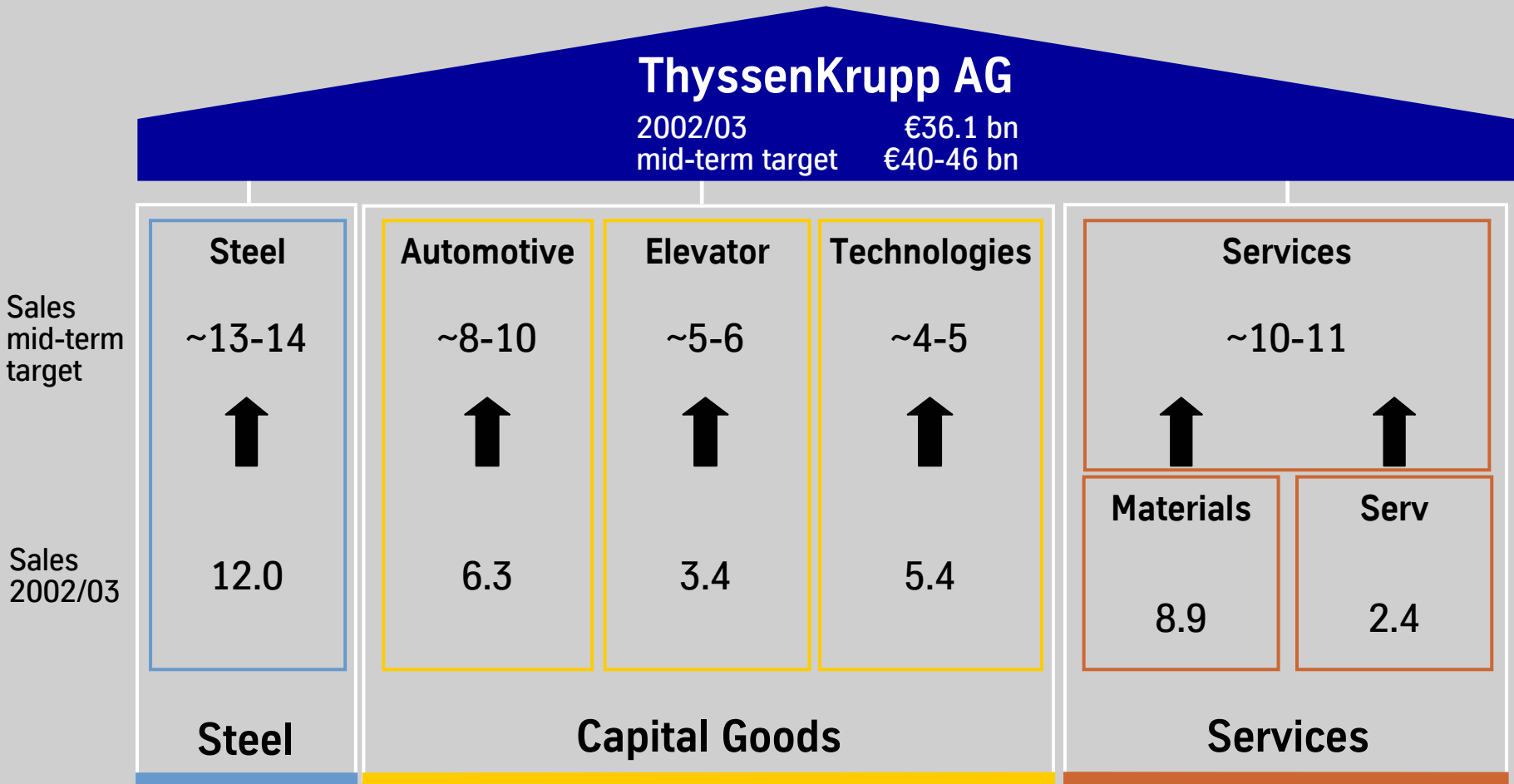
Rodisola (E) **Acquisition**
 Umweltservice (D) **Disposal**
 Construction Services (D) **Disposal**
 Media Services (D) **Disposal**

* closing after Sept. 30, 2003



The view beyond – Focused industrial group based on 3 pillars

Sales in € bn

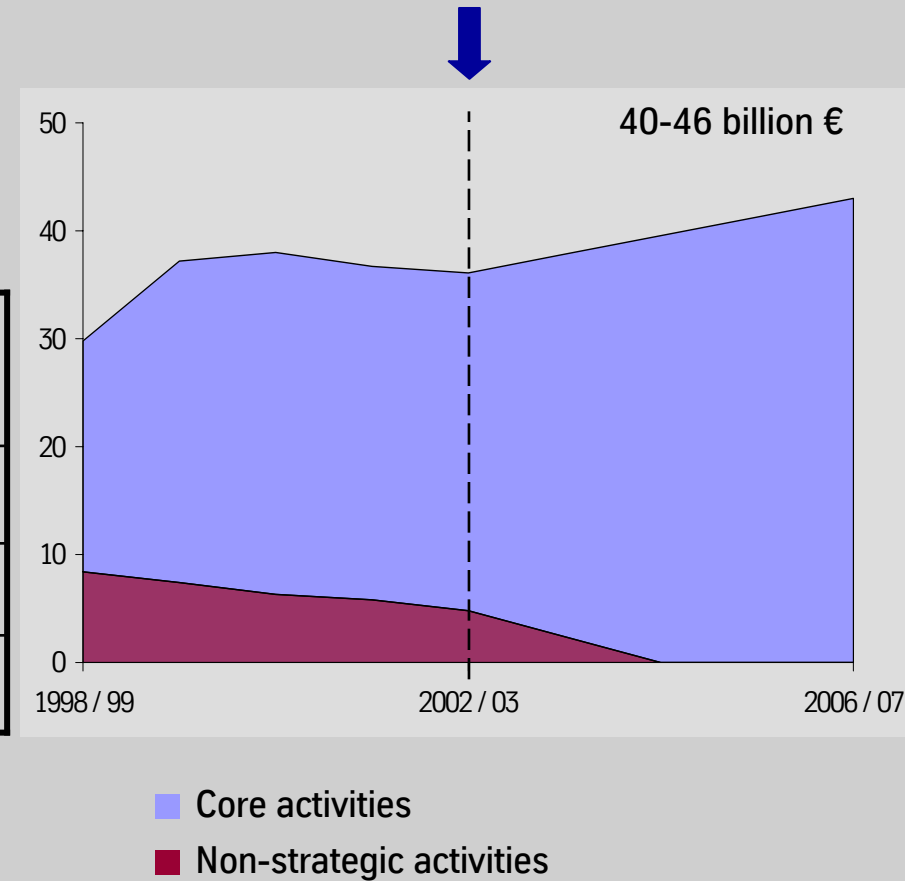


Portfolio optimization through focusing

Structural changes since the merger
(fiscal 1998/99 to 2002/03)

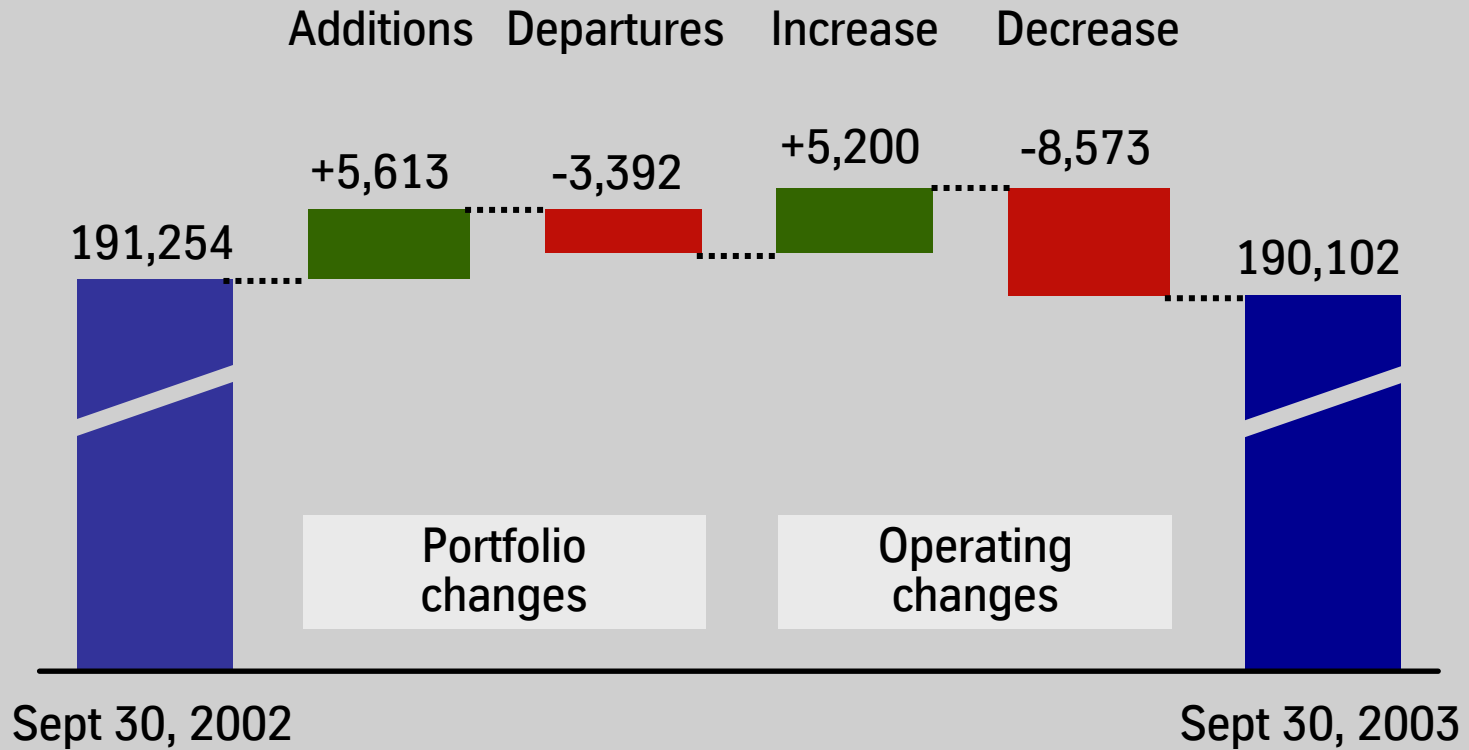
Sales (billion €)

	Activities disposed of/ for disposal	Core activities	Group (total)
1998/99	8.4	21.4	29.8
2002/03	4.8	31.3	36.1
Ave. growth		10.0%	4.9%



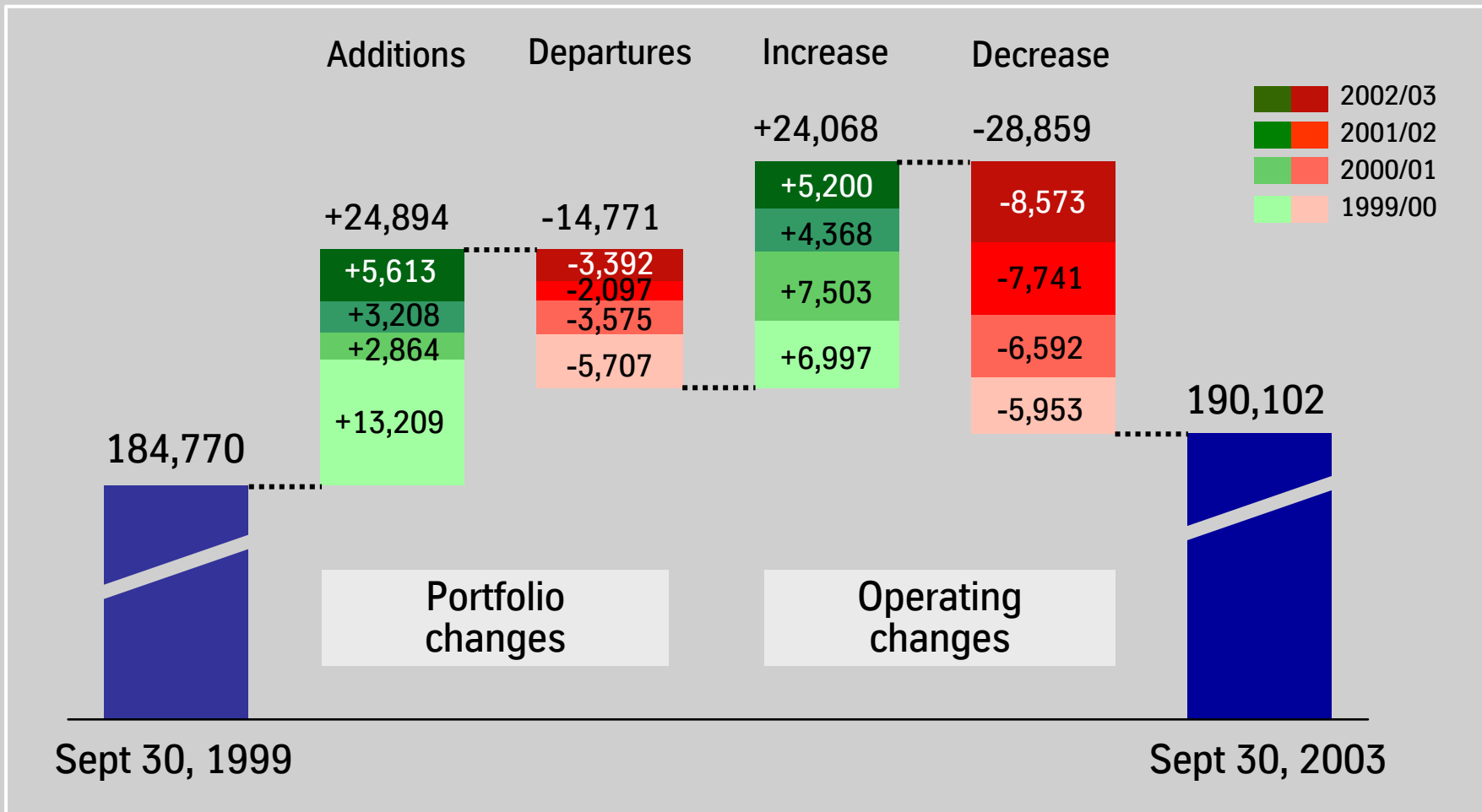
ThyssenKrupp Group Workforce (I)

Movements fiscal 2002/03



ThyssenKrupp Group Workforce (II)

Movements during the past 4 fiscal years



Outlook

- The uncertainties over the economic outlook persist at the beginning of the new fiscal year. Most forecasts predict only a moderate recovery for 2004. If the widely forecast weak economic recovery materializes, this would of course also benefit our business performance.
- In fiscal year 2003/04 we aim to achieve a significant increase in normalized earnings before taxes.
- We will continue to pay a dividend based on our earnings performance.

